FarLinX® Connect Mini v2

HDLC Bridge and TCP to HDLC converter

Datasheet v1.12



The FarLinX® Connect Mini v2

A Compact HDLC Bridge and TCP to HDLC converter

Key Features

- **TCP to HDLC conversion—handles a variety of modes including: character streaming and frame length defined**
- **HDLC ↔ Internet ↔ HDLC bridging**
- **LAN accessible HDLC line as a sharable remotely manageable resource**
- **Choice of HDLC network interface connections: RS232 (V.24), V.35, RS422, RS530, RS449, X.21, RS485**
- **HDLC line speeds up to 2Mbps**
- **Line Monitor to view HDLC traffic for easy network problem diagnosis**
- **Browser graphical configuration**
- **Real time display of current connection, line errors and much more**
- **Small rugged low profile all metal case, low power consumption**

Overview

The FarLinX Connect Mini v2 is a multi mode HDLC bridging appliance which directly replaces the original [FL2751N] FarLinX Connect Mini. HDLC lines can be bridged securely across the Internet or other TCP/IP networks and HDLC connection data can be converted to operate over a TCP connection.

All this is easy to manage from your browser. A line monitor supplied permits analysis of the HDLC line.

Front & Rear panel view showing, status LED, reset button, LAN connection, WAN port for the HDLC connection and power input.

Typical Applications

- **Transparently bridge HDLC lines over the Internet, reducing line rental costs**
- **Allow TCP/IP access to a HDLC line where the HDLC line data is provided over the TCP connection**
- **LAN accessible and sharable HDLC port resource**

Diagram illustrates an HDLC connection being bridged over the TCP/IP network such as the Internet using a FarLinX Connect Mini at each end

Diagram illustrates an application running on a TCP/IP network connecting to a device with a HDLC connection. The FarLinX Connect Mini providing the conversion between TCP and HDLC

Configuration

The FarLinX Connect Mini is configured from a Browser – Chrome, Edge, and Firefox are all supported. Access to the configuration is secured through a user name and password.

The majority of configuration changes to the appliance are made dynamically so continuous operation of the FarLinX Connect Mini can be maintained. Configurations can be saved for later use.

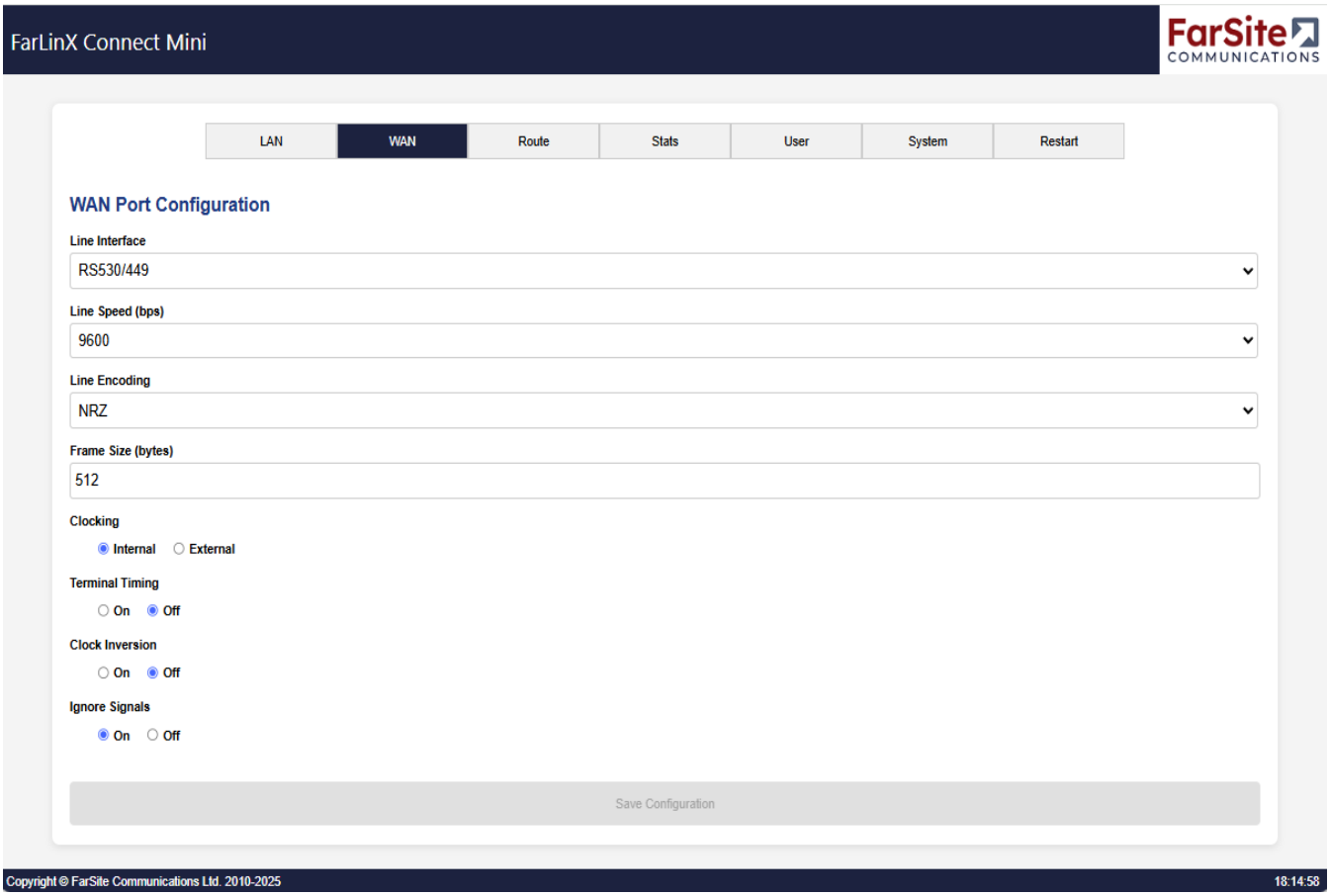

Example configuration page

Statistics

The FarLinX Connect Mini v2 maintains a comprehensive set of statistics and activity counts. This information can be used to indicate the total loads on the bridge/gateway and also to give early warning of line performance problems and even misconfigured systems elsewhere in the network.

System Upgrades

Upgrades to the firmware can be uploaded to the appliance to allow the latest revision of firmware to be used. Rollback to an earlier version is supported.

Built in HDLC Line Monitor

The FarLinX Connect Mini v2 includes the windows based Line Monitor software package. This allows HDLC traffic to be recorded and displayed in real time. Multiple FarLinX Connects and FarLinX Gateways can be monitored simultaneously. Saved traces can be read in the popular line analysis tool Wireshark.

This very useful feature allows Network Managers and System Installers to locally or remotely analyse and rapidly diagnose problems that may occur on the HDLC lines without the need for expensive external line monitors.

The line traces can be saved and viewed later, for example in a customer support situation.

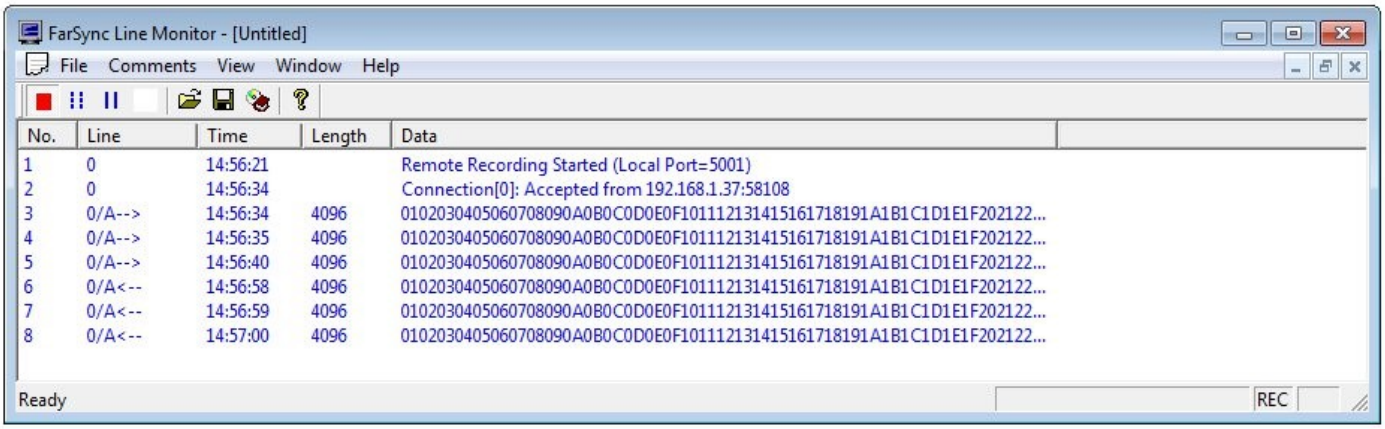

Maintenance Contract

FarSite recognises that this product is frequently used as a key component in networked systems and as such a guaranteed response to unexpected problems is required. Maintenance and supports contracts are available for the FarLinX Connect Mini v2 for fast hardware swap out, priority service and rapid problem resolution. Support contract are recommended for OEMs.

Product Feature Summary	
TCP/IP <-> HDLC conversion	Converts data between HDLC and TCP.
HDLC - TCP - HDLC connection bridging	Permits a HDLC connection to be bridged over a TCP network such as the Internet.
Frame encoding options	Character stream, Length+Data
Line Monitor	Line monitor application included for display of frames and frames on HDLC connections.
Configuration	Configured by a web browser, login required.
Statistics	Statistics provided for line activity, line errors, bridge activity. Resettable on demand
Network connections	Connections for RS232 (V.24), X.21, V.35, RS530 (RS422), RS449 and RS485 (2 and 4 wire operation) available. Line speeds up to 2Mbits/s; internal and external generated line clocks. HDLC network cables are ordered separately, see Order Information for a list of available cables
Line signal encoding options	NRZ, NRZI (with and without clock lines), FM0, FM1
LAN	10/100 BaseT LAN port, RJ45
Approvals	CE: EN55022:2006+A1:2007, EN55024:1998+A1:2001+A2:2003, EN61000-3-2:2006, EN61000-3-3:1995+A1:2001:A2:2005. FCC part 15. UL. Safety: EN 60950-1: 2006. RoHS2 compliant.
Physical	Solid state design, all metal case, software selectable power down. Reset to factory defaults switch. Dimensions: metric - 170(W) x 158(D) x 34(H) mm, imperial - 6.7”(W) x 6.2”(D) x 1.4"(H) Weight: 0.57 kg (1.25 lbs). Operating Temperature range: 5 to 40°C (41 to 104°F), Humidity: 20% to 95% RH (non-condensing) Storage Temperature range: 0 to 70°C (32 to 158°F), Humidity: 5% to 95% RH (non-condensing)
Warranty period	2 years
MTBF	741,462.81hrs TELCORDIA CALCULATION METHOD: PartsCount (Method I)

Order Information		
Name	**Description**	**Product Code**
FarLinX Connect Mini v2	1 HDLC line support for HDLC to TCP/IP conversion or HDLC bridging across TCP/IP.	FL2851
Compatible Cables		
GCR1-DTE	RS232/RS530 DTE (V.24, X.21bis/ EIA530, RS422) cable with DB25M connector, suitable for Connect Mini generated or external clock generation, 1.5 metres.	FS6006
GCX1-DTE	X.21 DTE (V.11) cable with DB15M connector, suitable for Connect Mini generated or external clock generation, 1.5 metres.	FS6007
GCV1-DTE	V.35 DTE cable with V.35M connector, suitable for Connect Mini generated or external clock generation, 1.5 metres.	FS6008
GCR1-DCE	RS232/RS530 DCE (V.24, X.21bis/ EIA530, RS422) cable with DB25F connector, suitable for Connect Mini generated or external clock generation, 1.5 metres.	FS6001
GCX1-DCE	X.21 DCE (V.11) cable with DB15F connector, suitable for Connect Mini generated or external clock generation, 1.5 metres.	FS6002
GCV1-DCE	V.35 DCE cable with V.35F connector, suitable for Connect Mini generated or external clock generation, 1.5 metres.	FS6003

FarLinX ® is a registered trademark of FarSite Communications Ltd. All registered trademarks are acknowledged.
Microsoft, Windows are trademarks or registered trademarks of Microsoft Corporation in the United States and/or other countries.
Changes are periodically made to the information herein; these changes will be incorporated into new editions of the publication.
FarSite Communications may make improvements and/or changes in the products and/or programs described in this publication at any time.

Tel: +49 (8241) 91 83 501
Fax: +49 (8241) 96 00 263
Email: farsite@B-NetCons.de
Web: www.B-NetCons.de
B-NetCons GmbH
Business - NetzwerkConsulting

FarSite COMMUNICATIONS

© Copyright FarSite Communications Ltd, 2012-2025. All rights reserved.